

1

BARS  
1-4

Rob Fennah

TITLE: CAVATINA MAIN FINGER POSITIONS



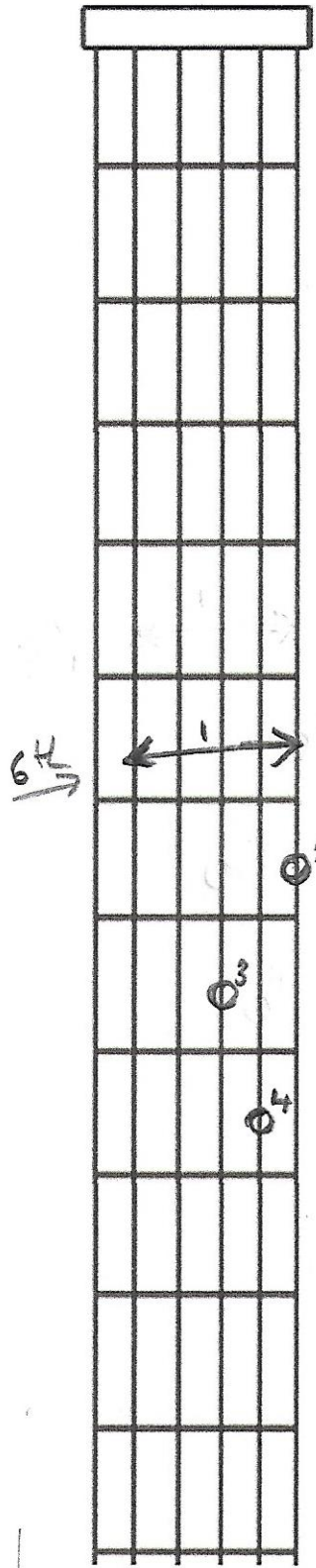
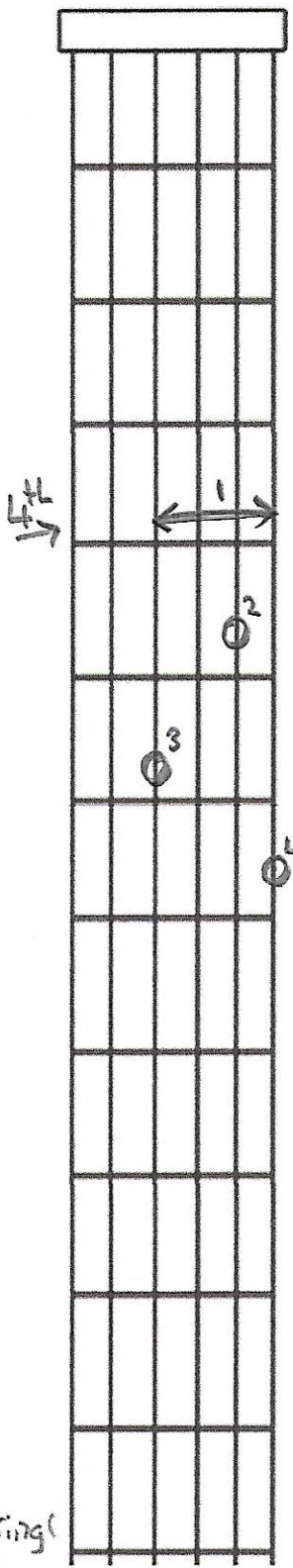
PART I

E ①

#Fm ②

A/C# ③

#Fm? ④



String ↓  
 (6+1) 4 3 2 3 4  
 → 1 + 2 + 3 +  
 Count

(5+1) 4 3 2 3 4  
 1 + 2 + 3 +

Hammer ON 4th finger

(6+2) (4+1) 3 2 3 4  
 1 + 2 + 3 +

Take off 4th finger

5 4 3 2 3 4  
 1 + 2 + 3 +

(2)

BARS

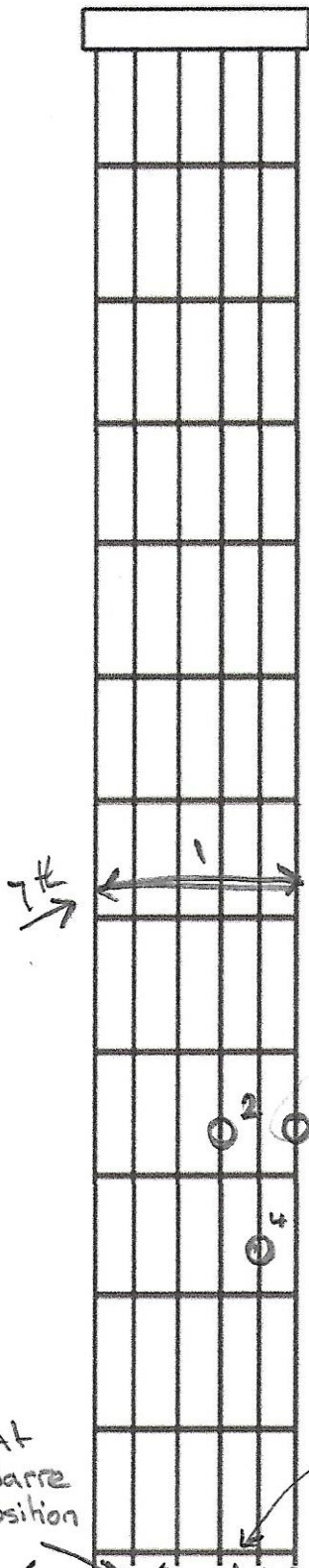
Rob Fennah

TITLE: CAVATINA MAIN FINGER POSITIONS

5-8

PART 1

Aadd<sup>1</sup>/B (5)

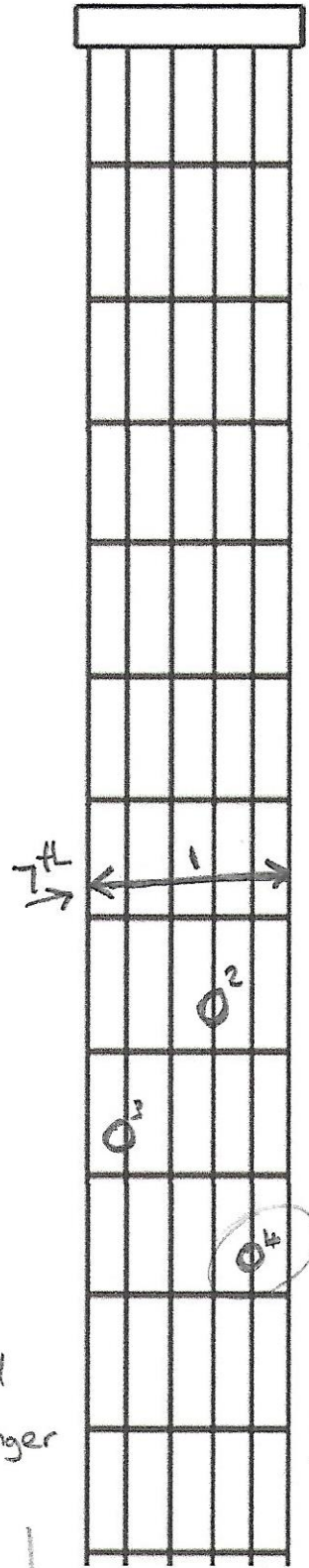


At Barre Position

Add 3rd Finger

(6+2) 1 (4+1) 3 2 3 4  
 1 + 2 + 3 +

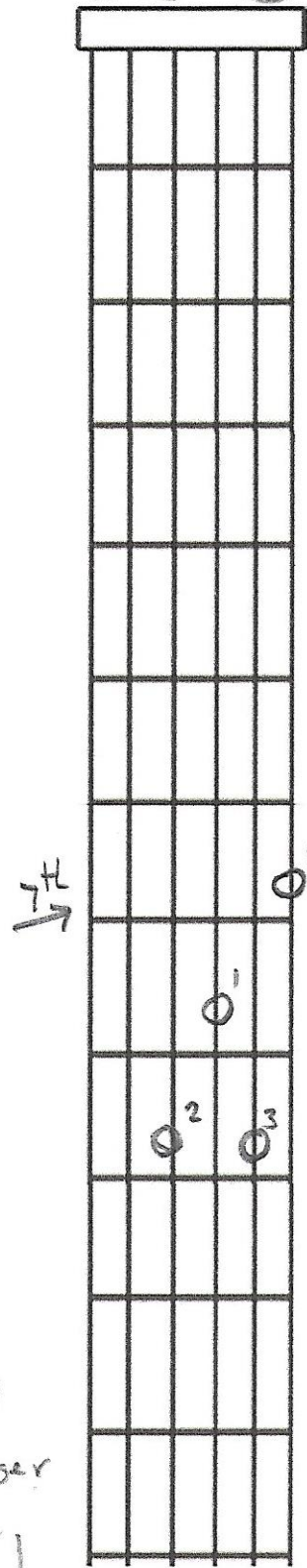
B7 (6)



Add 4th Finger

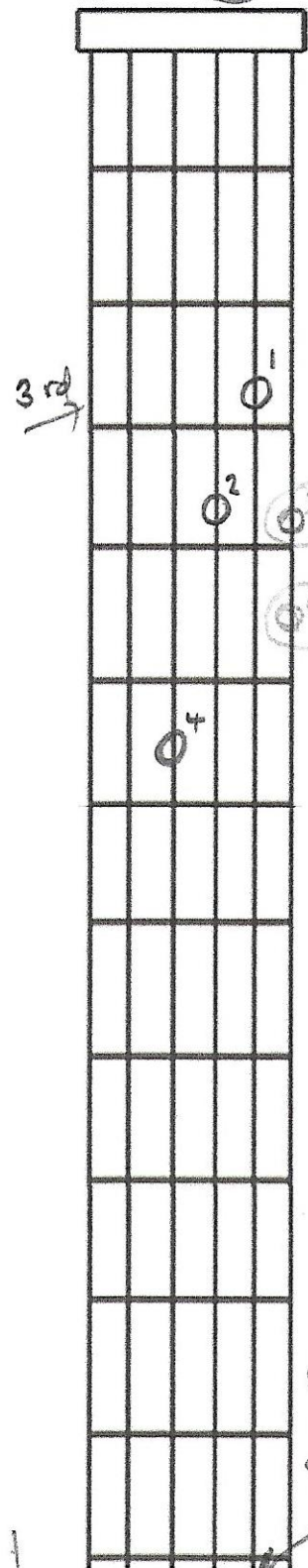
6 5 4 3 4 (5+1) 2  
 1 + 2 + 3 +

E:maj7 (7)



(6+1) 4 3 2 3 4  
 1 + 2 + 3 +

E7 (8)



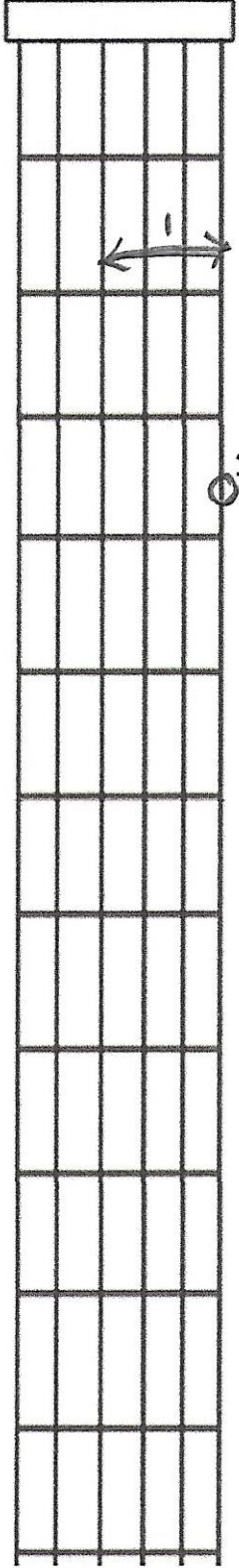
Add fingers 4 + 3 and pull off

6 4 3 2 3 1 -  
 1 + 2 + 3 +

TITLE: CAVATINA MAIN FINGER POSITIONS


PART 1

Amaj<sup>7</sup> 9



(5+1) 4 3 2 3 4  
 1 + 2 + 3 +


Dmaj<sup>7</sup> 10



(5+1) 4 3 2 3 4 1  
 1 + 2 + 3 +


OPEN  
 ↓

Gmaj<sup>7</sup> 11



(6+1) 4 3 2 3 4  
 1 + 2 + 3 +

Cmaj<sup>7</sup> 12

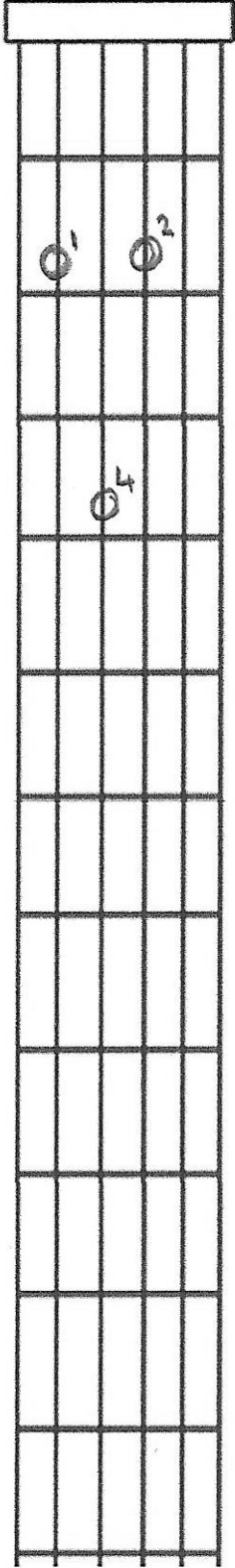


(5+1) 4 3 2 3 4  
 1 + 2 + 3 +

TITLE: CAVATINA MAIN FINGER POSITIONS

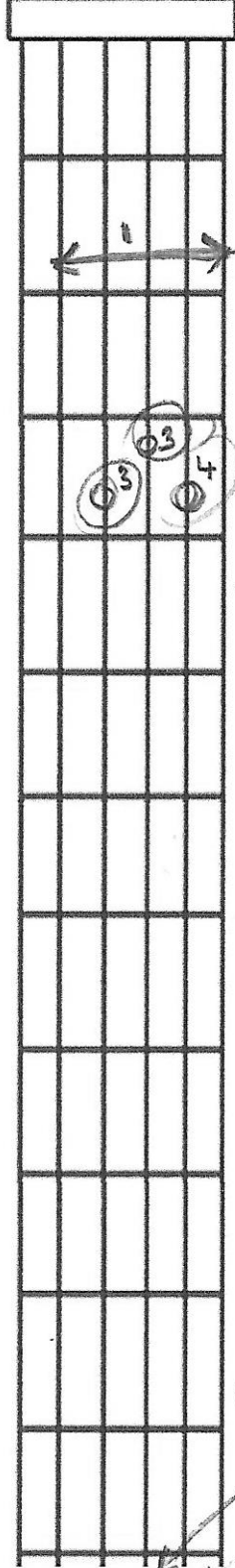
PART I

B<sup>7</sup> sus<sup>4</sup> (13)



(5+1) 4 3 2 3 4  
1 + 2 + 3 +

B7 (14)

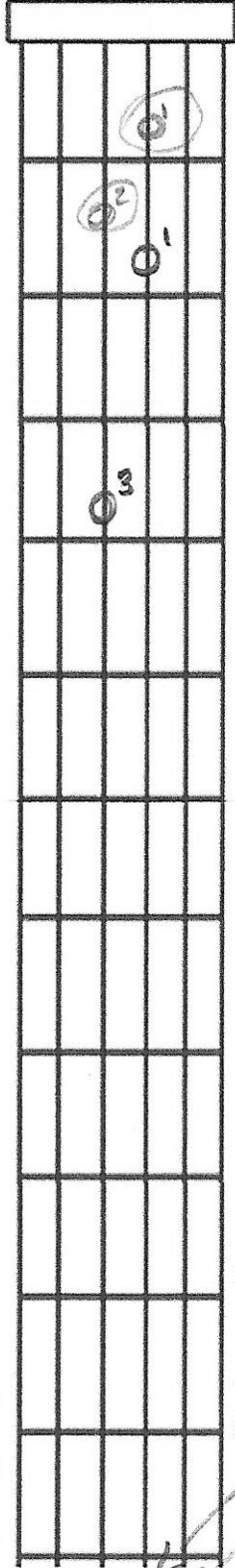


5 4 (3+1) 3 (3+2) 4  
1 + 2 + 3 +

Move 3rd finger to 3rd string

Take off 3rd finger

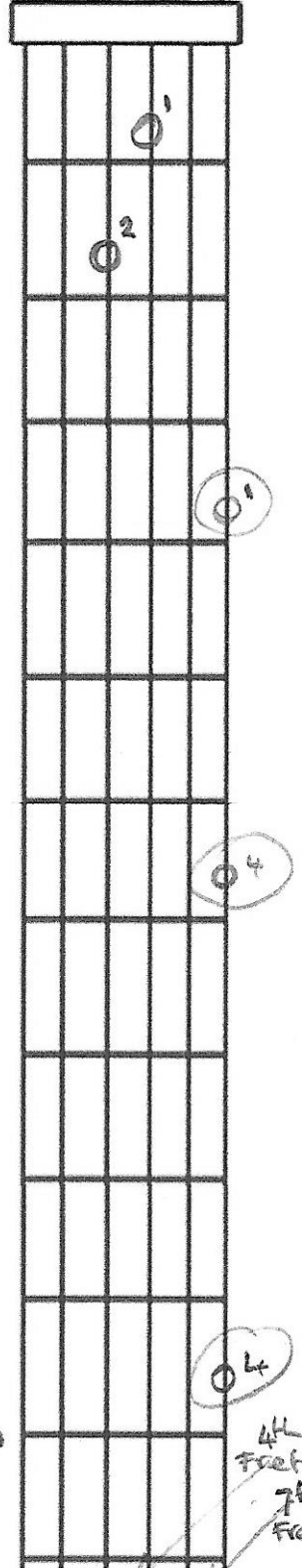
E sus<sup>4</sup> E (15)



(6321) 4 3 4 3 2  
1 + 2 + 3 +

Move 1 + 2 to E position

E (16)



1 2 1 1 1 1 fret  
1 + 2 + 3 +

4th fret 7th fret 12th fret